

The illustration features a central white rectangular frame with an orange border. At the top left, a boy with curly brown hair and an orange shirt leans over the top edge. At the top right, a girl with blonde pigtails in a yellow dress sits on the top edge. On the left side, a girl with brown hair and a pink bow peeks over the edge. At the bottom, a girl with orange hair lies on her stomach reading a book, with a red pencil nearby. To the left of the frame is a globe on a blue stand, and to the right is a brown school bag with a ruler and pencil inside. The background is a light green gradient.

Science Experiment Bundle


Middle to Upper Primary

- Science Report Booklet
- Scientific Method Posters

Science Report

Date: _____

Researchers: _____



Step 1: Goal - Ask a question



What is your goal or aim? What do you want to find out?

.....

.....

.....

What do you already know about your question?

.....

.....

.....

.....

Step 2: Hypothesis - What do you think will happen?



What do you want to find out? Make a prediction or educated guess.

.....

.....

.....

Step 3: Materials - What do you need to do the experiment?

Write down all the materials and objects you will need to do the experiment.

.....

.....

.....

.....

.....

Step 4: Method - How will you find out?

Write the steps you will need to perform to conduct the experiment. They need to be order and specific enough so that someone else could do the same experiment. If you run out of space, attach another sheet of paper and continue there.

.....

.....

.....

.....

.....

.....

.....

.....

.....

.....

.....

.....

.....

.....

.....

.....

.....

.....



.....

.....

.....

.....

.....



Step 5: Results - What happened in your experiment?

Explain what the result of your experiment was? What happened? Only write what you actually observed.

What did you see?



What did you hear?



What did you feel?



What did you smell?



Step 6: Analysis and Discussion - Why do you think it happened?

Was your hypothesis correct? Why or why not? Can you explain why it happened? What would you do differently next time?

.....

.....

.....

.....


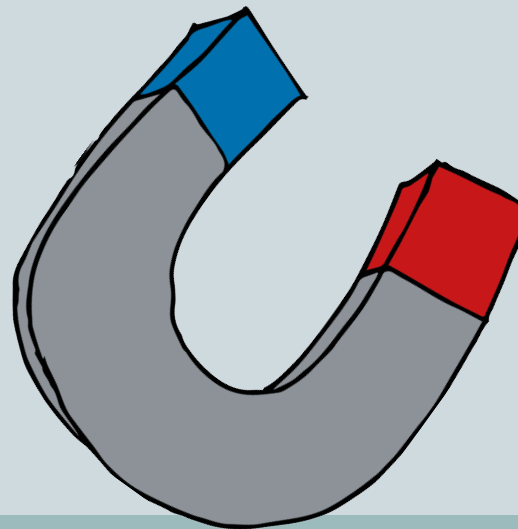
.....

.....

Scientific Method



**THINK LIKE A
SCIENTIST!**



Ask a Question




**WHAT DO YOU WANT TO
LEARN MORE ABOUT?**



Research



**COLLECT BACKGROUND
INFORMATION**




Hypothesis



**MAKE AN EDUCATED GUESS
OF AN ANSWER TO THE
QUESTION**

Experiment


WHAT MATERIALS WILL YOU NEED TO CONDUCT THE EXPERIMENT TO ANSWER YOUR QUESTIONS?



WHAT METHOD WILL YOU USE TO CONDUCT THE EXPERIMENT?



CAREFULLY RECORD EACH STEP IN A PROCEDURE, SO THAT ANOTHER PERSON COULD DO THE SAME EXPERIMENT.




Collect Data



**COLLECT INFORMATION
DURING THE EXPERIMENT.**

**WHAT DID YOU SEE, FEEL,
HEAR AND SMELL?**



Analyze Data



WHAT DID YOUR OBSERVATIONS AND DATA TELL YOU?

WAS YOUR HYPOTHESIS CORRECT?

WHAT QUESTIONS DO YOU HAVE NOW?

WHAT WOULD YOU DO DIFFERENTLY NEXT TIME?

Share

SHARE WHAT YOU LEARNED
WITH OTHERS.

