

Common
Core
Aligned

Reading Response Menus

Student
Samples and
Photos Included!

**Reading
Response
Menu**

Choose one from each category
and record your thinking on the
response sheet.

By Head Over Heels For Teaching



**Reading
Response
Menu**


Choose one from
and the

Appetizers	Entrees	Desserts
<ol style="list-style-type: none">1. How are you similar to the main character?2. How are you different from the main character?3. Why do you think the author chose this title?4. Describe the setting.5. Describe one emotion sparked from this book.6. If I were the main character I would...7. If I were the main character I wouldn't...8. What is the genre?9. What was your favorite part?10. What was your least favorite part?	<ol style="list-style-type: none">1. The theme of this book is...2. Describe the main character using character traits with text evidence.3. What was your favorite quote from the book and what do you infer it means?4. Describe the author's craft.5. Describe the problem and solution.6. Find figurative language (personification, similes, metaphors, hyperboles, idiom). Write the page number and its meaning.7. If you were the author what would you change?	<ol style="list-style-type: none">1. This book reminds me of... (best-to-worst)2. This book reminds me of... (best-to-worst)3. Describe the book using only two words.4. What is the author's purpose of this piece?5. Would you recommend this book to others? Why or why not?6. What surprised you?7. List two interesting/new words you found and their meanings.8. What questions do you still have?9. What character are you most like? Why?


Directions

- Page 3 and 4 should be copied on regular copy paper
- Mini-file folder should be printed on cardstock for durability..

Choice 1: Use one mini file folder with appetizers on left, entrées on right, and desserts on back.



Choice 2: Use two mini file folders (place one file folder on top of the other to create the tri-fold).



- Students choose one reading response question from each category, write the number of their selection, and record their thinking on the response sheet.
- **Ideas:** Can be used for independent reading, guided reading, whole class, read aloud, partner reading-lots of possibilities!
- **Tips:** Have students take ownership and make their own menu or make a class set, laminate and use for years! The only page you will need to duplicate is page 5 (response sheet).

Student Samples

4 Appetizer The setting is in a very tuff time him loosing his dad and still having the courage to fly those kites, without the person that always does it with him on the triangle top in roof.

4 Entree The author craft had a lot of repetition and personification describing the love they have between each other. He used person qualities when they were talking about kites.

6 Dessert What surprised me was that the father come back in the end. I thought that we would never come back. Because those people made it seem like they were taking him forever.

Head Over Heels For Teaching

19 Appetizer When the Tishon finally got to see his dad and gave his dad a enormous Hug. Now that his dad is staying tishon doesn't have to worry.

1 Entree The theme of this book is deftely overcoming challenges because Tishon couldn't see his dad for a long time. His dad escaped and got moved to a faraway camp.

3 Dessert (Very sad) One my dad is far away and I can't see him. Two my dad said he would come back but he did not.

P.S. I did cry writing this

Head Over Heels For Teaching

Student Samples

8#

1 Appetizer My dad went away for 1 year to fight in Iraq. Because I was there. We always called each other on Skype. So I was kinda like in a situation like Ti-Shawn.

3 Entree He says "The Kites are a symbol of freedom" just like the birds are a symbol of peace. The kites spring through the air free and able to do anything.

2 Dessert It reminds me of Henry's Freedom Box. The birds represent peace. Also a chair for my mother. The community coming together doing a wonderful thing.

Head Over Heels For Teaching

9

3 Appetizer I think the author named the book "Red Kite, Blue Kite" because throughout the book it talks about how the kites are freedom, how it shows love between Ti-shan and Baba and how the kites give them hope.

4 Entree The author's craft is reputation, because it keeps saying: "The kites hop and giggle as they rise and dive" also it has personification and says it over and over again.

2 Dessert This book reminds me of "Gleam and Glow" because in Gleam and Glow, Gleam, Glow and their whole family of fish represented freedom in the book, like the kites.

Head Over Heels For Teaching

Reading Response Menu

Choose one from each category
and record your thinking on the
response sheet.

By Head Over Heels For Teaching

Appetizers

1. How are you similar to the main character?
2. How are you different from the main character?
3. Why do you think the author chose this title?
4. Describe the setting.
5. Describe one emotion sparked from this book..
6. If I were the main character I would...
7. If I were the main character I wouldn't...
8. What is the genre?
9. What was your favorite part?
10. What was your least favorite part?

Entrees

1. The theme of this book is...
2. Describe the main character using character traits with text evidence.
3. What was your favorite quote from the book and what do you infer it means?
4. Describe the author's craft.
5. Describe the problem and solution.
6. Find figurative language (personification, similes, metaphors, hyperboles, idioms).
Write the page number and its meaning.
7. If you were the author what would you change?

Desserts


1. This book reminds me of... (text-to-self)
2. This book reminds me of...(text-to-text)
3. Describe the book using only two words.
4. What is the author's purpose of this piece?
5. Would you recommend this book to others?
Why or why not?
6. What surprised you?
7. List two interesting /new words you found
and their meanings.
8. What questions do you still have?
9. What character are you most like? Why?

___ Appetizer ___


___ Entree ___

___ Dessert ___

Name: _____ Title of Book: _____



This template is for this product only. Do not copy or reproduce in any way.
©headoverheelsforteaching.blogspot.com



This template is for this product only. Do not copy or reproduce in any way.
©headoverheelsforteaching.blogspot.com

Thank You!!

Thank you for purchasing my Reading Response Menu! I'd appreciate feedback and would love to hear how you liked this product! E-mail me at headoverheelsforteaching@gmail.com or stop by my blog!

headoverheelsforteaching.blogspot.com

Enjoy~Joanne

**This product is for single classroom use only please.

***Mini File Folder template is for this product only, please do not copy or reproduce. Copyright headoverheelsforteaching.blogspot.com

Credits:

Frames: Creative Clips

<http://www.teacherspayteachers.com/Product/Borderz-MEGA-Pack-Creative-Clips-Digital-Clipart>

Fonts: Jen Jones

<http://www.teacherspayteachers.com/Product/Hello-Fonts-Small-Commercial-Use-License-for-Teachers>